

(19)



(11) Publication number:

SG 172793 A1

(43) Publication date:

29.08.2011

(51) Int. Cl:

;

(12)

Patent Application

(21) Application number: **2011047172**

(71) Applicant:

**SAHARAN, PAWAN A 2101-04,
MANSAROVAR NEELKANTH HEIGHTS
POKHRAN ROAD, NO. 1 THANE (W) 400
601 MAHARASHTRA IN IN**

(22) Date of filing: **29.12.2009**

(30) Priority: **IN 1353/MUM/2008 27.12.2008**

(72) Inventor:

**SAHARAN, PAWAN A 2101-04,
MANSAROVAR NEELKANTH HEIGHTS
POKHRAN ROAD, NO. 1 THANE (W) 400
601 MAHARASHTRA IN**

(54) **Title:**

**MAMMALIAN COLOSTRUM DERIVED NANOPEPTIDES
FOR BROADSPECTRUM VIRAL AND RECURRENT
INFECTIONS WITH A METHOD OF ISOLATION THEREOF**

(57) **Abstract:**

The present invention relates to nanopeptides isolated from mammalian colostrum with vaccine like antiviral and immunodulator activity via building body's own immune system and attachment inhibition on the cell surface receptors.

(12) INTERNATIONAL APPLICATION PUBLISHED UNDER THE PATENT COOPERATION TREATY (PCT)

(19) World Intellectual Property Organization
International Bureau



(43) International Publication Date
15 July 2010 (15.07.2010)

(10) International Publication Number
WO 2010/079511 A4

(51) International Patent Classification:

A61K 38/10 (2006.01) A61K 38/04 (2006.01)
C07K 7/04 (2006.01)

ME, MG, MK, MN, MW, MX, MY, MZ, NA, NG, NI,
NO, NZ, OM, PE, PG, PH, PL, PT, RO, RS, RU, SC, SD,
SE, SG, SK, SL, SM, ST, SV, SY, TH, TJ, TM, TN, TR,
TT, TZ, UA, UG, US, UZ, VC, VN, ZA, ZM, ZW.

(21) International Application Number:

PCT/IN2009/000749

(84) Designated States (unless otherwise indicated, for every

kind of regional protection available): ARIPO (BW, GH,
GM, KE, LS, MW, MZ, NA, SD, SL, SZ, TZ, UG, ZM,
ZW), Eurasian (AM, AZ, BY, KG, KZ, MD, RU, TJ,
TM), European (AT, BE, BG, CH, CY, CZ, DE, DK, EE,
ES, FI, FR, GB, GR, HR, HU, IE, IS, IT, LT, LU, LV,
MC, MK, MT, NL, NO, PL, PT, RO, SE, SI, SK, SM,
TR), OAPI (BF, BJ, CF, CG, CI, CM, GA, GN, GQ, GW,
ML, MR, NE, SN, TD, TG).

(22) International Filing Date:

29 December 2009 (29.12.2009)

(25) Filing Language:

English

(26) Publication Language:

English

(30) Priority Data:

1353/MUM/2008 27 December 2008 (27.12.2008) IN

Declarations under Rule 4.17:

— of inventorship (Rule 4.17(iv))

Published:

— with international search report (Art. 21(3))

— with amended claims and statement (Art. 19(1))

— with sequence listing part of description (Rule 5.2(a))

(72) Inventor; and

(71) Applicant : SAHARAN, Pawan [IN/IN]; A 2101-04,
Mansarovar Neelkanth Heights, Pokhran Road, No. 1,
Thane (W) 400 601, Maharashtra (IN).

(74) Agents: SAURASTRI, Manish et al.; Krishna & Sauras-
tri Associates, 74/F, Venus Worli Sea Face, Mumbai 400
018, Maharashtra (IN).

(81) Designated States (unless otherwise indicated, for every

kind of national protection available): AE, AG, AL, AM,
AO, AT, AU, AZ, BA, BB, BG, BH, BR, BW, BY, BZ,
CA, CH, CL, CN, CO, CR, CU, CZ, DE, DK, DM, DO,
DZ, EC, EE, EG, ES, FI, GB, GD, GE, GH, GM, GT,
HN, HR, HU, ID, IL, IN, IS, JP, KE, KG, KM, KN, KP,
KR, KZ, LA, LC, LK, LR, LS, LT, LU, LY, MA, MD,

(88) Date of publication of the international search report:

25 November 2010

Date of publication of the amended claims and statement: 10

March 2011

(54) Title: MAMMALIAN COLOSTRUM DERIVED NANOPEPTIDES FOR BROADSPECTRUM VIRAL AND RECUR-
RENT INFECTIONS WITH A METHOD OF ISOLATION THEREOF

(57) Abstract: The present invention relates to nanopeptides isolated from mammalian colostrum with vaccine like antiviral and
immunodulator activity via building body's own immune system and attachment inhibition on the cell surface receptors.



WO 2010/079511 A4

TITLE OF THE INVENTION

MAMMALIAN COLOSTRUM DERIVED NANOPEPTIDES FOR BROADSPECTRUM VIRAL AND RECURRENT INFECTIONS WITH A METHOD OF ISOLATION THEREOF

5

FIELD OF THE INVENTION

The present invention relates to nanopeptides isolated from mammalian colostrum with vaccine like antiviral and immunodulator activity via building body's own immune system and attachment inhibition on the cell surface receptors.

10

BACKGROUND OF THE INVENTION

Colostrum is the pre-milk substance produced from the mother's breasts of all mammals during the first 24 hrs of lactation typically first 3 milks. Colostrum has been known as an immune booster since time immemorial. Colostrum triggers at least 50 processes in the newborn, including transferring all immune factors and the entire memory from mother's own immune system. Bovine colostrum is upto 40 times higher than human colostrums in immune factors including nanoinformational peptides, Proline Rich Polypeptides, immunoglobulins, cytokines, interferon, lactoferrin and transfer factor. They are produced by T-lymphocytes and can transfer the ability to recognize a pathogen to naïve cells. However, no one till date has been able to isolate active ingredients especially nano informational low molecular weight nanopeptides and formulate a product that has the same effect that mother's first 3 milk, after the birth of child.

15

20

25

"Colostrum stimulates the lymphoid tissue providing benefits in aged or immunodeficient people"....Drs. Bocci, Bremen, Corradeschi, Luzzi and Paulesu; Journal Biology.

“Researchers reported that colostrum stimulates maturation of B Lymphocytes (type of white blood cell) and primes them for production of antibodies, enhances growth and differentiation of white blood cells. Similar activity in cow and human colostrum can also activate Macrophages” ...Dr. M. Julius, McGill University, Montreal: Science News.

5

“Bovine colostrum contains high levels of growth factors that promote normal cell growth and DNA synthesis” ...Drs. Oda, Shinnichi, et. al.;

Comparative Biochemical Physiology. “Drs. suggest that an important role for growth factors is in promoting wound healing. Accelerated healing is possible for treatment with trauma and surgical wounds” ...Drs. Bhora, et. al.; Journal. Surg. Res.

10

US 20070212367 – This patent application discloses an immunologically active PRP isolated from mammalian colostrum fluids for treatment of viral and non-viral diseases, a method and a system for processing mammalian colostrum fluids and a pharmaceutical formulation.

15

Colostrum as such contains hundreds of small peptides which serve numerous purposes. Their segregation and isolation will facilitate gathering of further information with regard to their individual function and help formulate specific and targeted therapies for numerous diseases that are cured by colostrum. Studies have documented the presence of number of bioactive peptides but no mention has been made of the use of these peptides fragments, their specific sequence or information regarding their isolation. The peptides are extremely sensitive to temperature, pH, stress and shear factors which posse several difficulties in their isolation and preserving their biological activity. and method of collection of colostrum so as to deliver it to the required patient by maintaining its full biological activity.

20

25

The present invention addresses these shortcomings by providing isolated nano-peptides from colostrum, their method of isolation and therapeutic uses of the isolated nano-peptide fragments.

5 **Summary of the Invention**

One embodiment of the present invention provides for a formulation comprising peptides isolated from mammalian colostrum having sequences as recited in SEQ ID 1-8 hereinafter referred to as peptides of Radha 108 series , wherein the peptides function to modulate cell immunity and provide attachment inhibition for foreign antigen /
10 viruses on cell surface receptors along with crossing BBB (blood brain barrier) and treating host of diseases in the brain

Colostrum is the pre-milk substance produced from the mother's breasts of all mammals during the first 24 hrs of lactation typically first 3 milks. In one embodiment,
15 colostrum used in the present invention is of bovine origin. Bovine colostrum has 40 times higher immune factors than human colostrum and has the ability to cure a number of viral, immune and auto-immune disorders.

In another embodiment, there is provided a method of treatment of immune related disorders including autoimmune disorders the method comprising of administering a
20 patient suffering from such disorders a therapeutically effective amount of formulation comprising the peptides of SEQ ID 108.

In yet another embodiment, there is provided a method of treatment of Acquired Immune Deficiency Syndrome or AIDS the method comprising administering a patient
25 suffering from AIDS, a therapeutically effective amount of formulation comprising the peptides of SEQ ID 1-8.

The formulation can be provided in a liquid, powder gel and any other pharmaceutical delivery forms. It can be administered orally, intravaneously or by means of dermal patch for adsorption through skin.

5 The present invention is illustrated with the help of acompnaying drawings and detailed description and examples given below. The drawings and example are for explanation and clarity purpose and do not in any way limit the scope of the invention being defined by the appended claims and equivalentents thereof. The foregoing aspects and advantages of the present invention will become more clear and appreciated by the detailed description and examples.

10

Brief Description of Figures

Fig 1: Resolution of bovine colostrum sample used in the present invention through MS Spectra to give various protein fragments of different molecular weights.

15

A BRIEF DESCRIPTION OF THE INVENTION

The present invention relates to peptides isolated from colostrum, their innovative methods of collection, transport,storage, isolation and therapeutic uses of the same.

20

One embodiment of the present invention relates to peptides isolated from mammalian colostrum. The mammal can be bovine for example cow, goat, buffalo or any other suitable mammal. In one preferred embodiment of the present invention, the isolated peptides are obtained from lactating cows and bufallos in particular. The peptides are short chain amino acid sequences which are fragile sensitive to temperature, pH and shear stress and difficult to isolate. These peptides are in a segregated form. They are not binded by any other molecule. The isolated peptides comprise of the group of SEQ ID (1-8) and will be hereinafter referred to as Radha 108. Peptides of Radha 108 and do not coagulate being low in molecular weight. They are isolated from fat free whey

25

obtained from the colostrum. The peptides of Radha 108 have a molecular weight in the range of 826 to 2990 kDa.

According to one embodiment of the present invention there is provided a method for
5 collection and processing colostrum and isolating small amino acid sequences
comprising of SEQ ID (1-8) the method comprising the steps of, separating fat, cheese
and colostrum whey, passing the whey through a series of filters to remove suspended
solids and reduce microbial load followed by ultra and nano filters to obtain a protein
fraction having a molecular weight of less than 10000kDa, specifically below 3500kDa
10 wherein the filtration is done at a low pressure, minimal shear and temperature to
preserve the Radha 108 nano peptides. Even the pumping means used to pump the
liquid through the system consist of pumps with low rpm. In one embodiment, the nano
and ultra filters are designed to operate at a low shear and pressure of less than 5
Kg/cmsq. In another preferred embodiment, the filters are designed to operate in the
15 range of 0.5kg/cmsq to 4kg/cmsq. In yet another preferred embodiment, the filters are
designed to operate at a pressure range between 0.5kg/cmsq and 2.0 kg/cmsq. Nano
and ultra filtration of proteins at such low pressures is virtually unheard off due to
practical difficulties in obtaining effective amounts of protein within acceptable time
limits. The present invention thus overcomes the problem of prior art with regard to
20 isolation and separation of small peptide molecules.

Colostrum is collected after delivery from mammal, and cooled to a temperature in the
range of -20 deg C within 3hours to preserve the biological activity of Radha 108 series
nano peptides. Care is taken to preserve these sensitive peptides right from the
25 collection stage by provisions of special custom made non reactive plastic bags which
help in the non reactive aseptic collection of milk from the calf. The handlers and
collector of the milk are to be provided special instruction for the collection in order to
avoid drastic changed to the sensitive peptides so that they don't loose their activity.
The colostrum is then gradually thawed at room temperature over night to bring the

temperature to 4 to 5 deg C, and pumped to a cream separator for removal of fats at 4000 RPM at 45 deg C. It is then pasteurized by increasing the temperature to 72 deg C for 15 sec followed by cooling to 48 deg C. The colostrum is then received into cheese vat and treated with enzyme Rennet for 45-60 min to form curd and whey. The whey is
5 cooled and passed through a series of filters upto molecular exclusion nano and ultra-filtration at low pressure and temperature for separation to peptides having a molecular weight of less than 10000kDa. After the process care is taken to adjust the pH and keep it constant in the range of pH 4 to pH 6 in order to avoid degradation and loss of biological activity of the peptides of Radha 108. The protein fraction containing peptides
10 less than 10000 kDa

In another embodiment of the present invention there is provided a method of treating Acquired Immune Deficiency Syndrome or AIDS, the method comprising administering a patient suffering from AIDS, a therapeutically effective amount of a formulation
15 comprising peptides of SEQ ID 1-8.

The peptides of the present invention block receptors GP120, 160, 180, 41 and other cell receptor sites through which foreign antigen/virus enters the immune and other cell types. Topographically, these peptides are similar to virus size and when they dock on
20 these receptor sites mimicking the virus / antigen, thereby limiting the entry of foreign infectious agents through competitive attachment inhibition. The product also has a vaccine like effect via providing memory to B Cells at stem cell level and preventing future outbreak of the disease.

25 In another embodiment of the present invention there is provided a method of treating swine flu in mammals, the method comprising administering a patient suffering from swine flu, a therapeutically effective amount of a formulation comprising peptides of Radha 108.

In another embodiment of the present invention there is provided a method of treating immune disorders including autoimmune disorders comprising administering a patient suffering from such disorders a pharmaceutically effective dosage / amount of formulation comprising peptides of Radha 108.

5

The immuno-modulatory action of peptides of Radha 108 takes place by stimulating the maturation of immature thymocytes into either helper or suppressor T cells, depending on the need of the body. Helper T cells present antigens (such as viral protein) to B lymphocytes, which produce antibodies to that antigen. Helper T cells also help produce
10 memory T cells, which retain the memory of an antigen in order to expedite the production of antibodies in the event the antigen is re-encountered in the future creating vaccine like memory for the first time in history of use of colostrum. Suppressor T cells, on the other hand, deactivate other lymphocytes after an infection has been cleared to avoid damage to healthy tissues. Peptides of the present invention also
15 promote the growth and differentiation of B cells in the response to an infection and the differentiation and maturation of macrophages and monocytes. The activity of Natural Killer cells from Thymus gland via Radha 108 series of peptide that crosses BBB (Blood Brain Barrier), cytotoxic cells of the innate immune system, was increased up to 5 times by the peptides (Radha 108) of the present invention.

20

The peptides of the present invention are also known to modulate the cytokine system as well. It stimulates the production of a wide range of cytokines, including the pro-inflammatory cytokines tumor necrosis factor – alpha (TNF-
25 gamma (INF – -inflammatory cytokines interleukin (IL1, IL2, IL6, IL10, IL11, IL12) immuno-modulators.

The peptides of the present invention are small nanopeptides ranging between 800 to 3200 daltons and hence they are able to cross the blood brain barrier, and treat viral infections and neural disorders in brain via signaling Pituitary gland located in the brain .

It also acts on the signaling pathways through Pituitary gland that sends signals to thymus in throat and stem cells in bone marrow, building body's own immune system naturally without the help of any other external medications..

5 According to another embodiment of the present invention there is provided a pharmaceutical formulation comprising the peptides of the present invention as an active pharmaceutical ingredient (API) and pharmaceutically acceptable carriers. Optionally, the formulation further comprises Proline Rich Polypeptides or PRP's commonly found in colostrum as additional active ingredient. The formulation is used
10 for the treatment of wide range of diseases such as viral, bacterial, mycobacterium, fungal, parasitic, immune disorders including autoimmune disorders etc.

According to another embodiment of the present invention there is provided a method for treating a person suffering from immune related disorders the method comprising
15 administering a the dose of formulation comprising of peptides of the present invention in the range of 2ml to 5ml in a spray form inside the mouth on buccal mucosa or on the any other surface of body-skin or nasal cavity(4 times a day).

According to another embodiment of the present invention the formulation can be
20 applied topically or as a skin/ trans-dermal patch or through the nasal or intravenous route.

The formulation of the present invention is known to cure around 108 disease which include AIDS, allergies, Alzheimer, Benign Prostatic Hyperplasia, Cancer, Hypertension,
25 Lupus, Thrush, Autism, Perth's disease, Premenstrual syndrome and Endometriosis, Prion disease, Psoriasis, Sjogren's Syndrome, Spinal Muscular Atrophy, Thrombocytopenia, burns, infection insect bites, diaper rash, herpetic lesions, perther disease, Pharyngitis, Porphyria, Raynaud's phenomenon, Sarcoidosis, Celiac disease, Chronic Pancytopenia, Crohn's disease, Diabetes type II, Fibromyalgia Rheumatic,

- Mononucleosis, Multiple Sclerosis, Reuhmatoid Arthritis, Osteo Arthritis, Spinal Muscular Atrophy, Brown Recluse Spider Bite, Corneal Regeneration, diarrhea, Guillain Barre Syndrome, Hemolytic Anemia, Idiopathic Thrombocytopenia purpura, Myasthenia Gravis, lupus, tuberculosis, HIV, Hepatitis A&C, Rebies in Dogs, Acute Viral Infections,
- 5 Dengue fever, Human Papiloma Virus, Parvo, Pharangitis, Rabies, SARS, Shingles, Viral Respiratory Infection, Plantar Warts, Colds and Flu, Lymphoma and Herpes Simplex I & II, wound healing, bone density building and skin elasticity,insulin like growth factors,Anti aging etc.
- 10 Additional health benefits from Radha 108 series include Anabolic,Anti Aging, Anti fungal, Anti-inflammatory, Anti-microbial, Assimilation,Atheletic performance, body building, bone density, cytokine enhancement, digestion, epithelial growth factors, friendly flora enhancement, insulin like growth factors, immunity booster, immunoglobulin, interferon,interleukins,intestinal permeability,lactoferrin,MSM,
- 15 Muscle tonning, skin elasticity, stamina, transforming growth factors, wound healing and weight loss for obese.

The invention will now be described with the help of example provided herein which is meant only for the purpose of illustration and understanding and does not in any way

20 limit the scope of the present invention.

Example

Pregnant cattle were identified from various heard through the Amul's Kheda district of Anand in Gujarat India through computerized record keeping systems of Amul Dairy.

25 Colostrum obtained from the cattle soon after delivery was collected and stored in aseptic temperature controlled collection vessels at a temperature of 4 deg C to preserve the biological activity of the peptides. It was further freezed to -20 deg C till future processing. For separation of peptides of the present invention, colostrum was gradually thawed at room temperature over night to bring the temperature to 4 to 5

deg C. It was then pumped to the cream separator for removal of fats at 4000 RPM at 45 deg C. This was followed by pasteurization at a temperature of 72 deg C for 15 sec followed by cooling at 48 deg C and receiving the pasteurized colostrum into cheese vat. Enzyme Rennet was added to the cheese vat and allowed to react for 60 min after which
5 the curd formed was separated from colostrum whey. The whey was cooled to 4 to 10 deg C. It was then passed through a series of filters to remove suspended solids and microbial load all the way upto molecular exclusion nano ultra-filtration for separation to peptides having molecular weight less than 10 kDa to obtain peptides of the present invention in a mixture along with Radha 108 series and PRP's present in the colostrum.
10 During process Diltration is carried out by adding 10% purified water of total batch size. Presence of the peptides of SEQ ID 1-8 was verified using HPLC techniques.

Preservatives are added to tThe fraction obtained after ultra-filtration and pH is adjusted between 4 to 6. The formulation was provided in a spray form in order to test
15 its efficacy in human trial.

The patients who were administered formulation comprising peptides of the present invention were neither exposed before nor were on any other drugs especially, anti-retroviral and antibiotics therapies at the time of administration of the drug. Thus, the
20 formulation of the present invention can be effectively used as a standalone therapy.

WHO approved end points for assessing the therapeutic usage of formulation of the present invention were scientifically analyzed through the Indian Government sponsored and monitored study on 2 sets of patients at LTMMC and LTMG municipal
25 tertiary care hospital in Sion, Mumbai with end point analysis for weight gain and clinical symptoms carried out the Sion Hospital and virological (viral load) and immunological (absolute CD4 count analysis) being done at two separate internationally recognized center (Institute of Immunoheamatology, Indian Council of Medical Research Institute in Mumbai and Metropolis Central Laboratory in Mumbai India having approval from USA

pathological association and accreditation from NABL, Department of Science and Technology Government of India.

The statistical analysis of both these sets of studies were undertaken at the premier
5 medical research institute in India; All India Institute of Medical Sciences New Delhi.

A. Initially, 50 participants were evaluated in the clinic once a week through the first 4 weeks of therapy, and then every 2 weeks for the remaining 8 weeks of the study. They were evaluated about clinical and physical symptoms via symptom assessment form,
10 physical examination, side effect of treatment and compliance to the drug on follow up visits. Blood tests to measure CD4 cell count, HIV viral load, heamoglobin, white blood cell count, liver function test and renal function test were done at baseline and at end of 12 weeks study.

15 CD4 and CD8 cell count were analyzed via Flow Cytometry and Viral Load via Polymerase Chain Reaction at the beginning and at the end of 12 weeks.

Primary efficacy end points of study was the effect of this therapy on the markers of HIV disease including clinical symptoms and physical findings, weight gain/ loss along with the general well being of the patients and HIV viral load and CD4 cell count, which
20 showed consistently positive results in both the trials conducted since 2005 Onwards.

Weight Gain: Consistent weight gain was observed in all patients on follow-up visits, which was one of the primary end point (Table 1). The average weight gain after 12 weeks of treatment was 4.73 kg per patient, which is statistically highly significant
25 (p<0.001).

Table 1: changes in mean weight after treatment

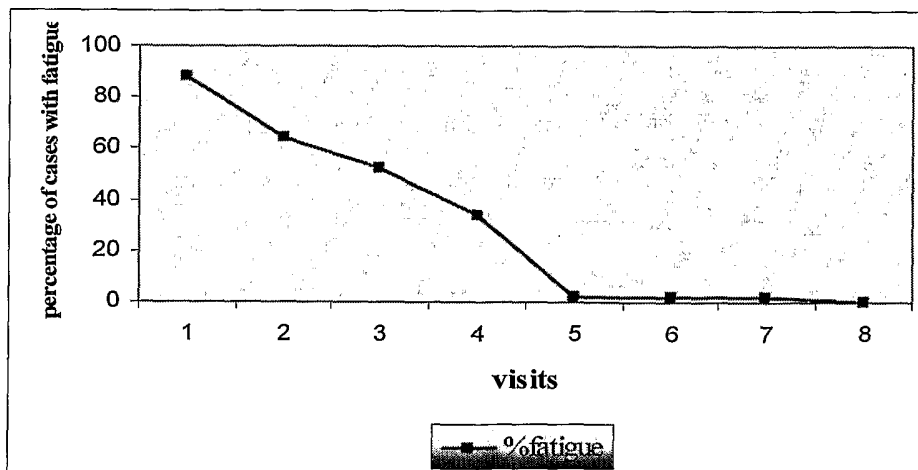
Duration in weeks	Mean weight (N = 50)
basal	50.48 ± 10.97

2	50.77 ± 11.26
3	51.38 ± 10.94
4	52.33 ± 10.73
6	53.89 ± 11.17
8	54.59 ± 10.89
10	55.44 ± 11.07
12	55.21 ± 9.42

Clinical parameters: All the clinical symptoms disappeared during the 12 weeks of treatment. These reductions are statistically significant (p<0.05).

- 5 Fatigue / malaise: 88 % of the total study cases had symptoms of fatigue at basal. After treatment at the end of 2nd week proportion of symptoms of fatigue had a significant fall from basal. After 6th week onwards only one or two patients had fatigue (Figure 1).

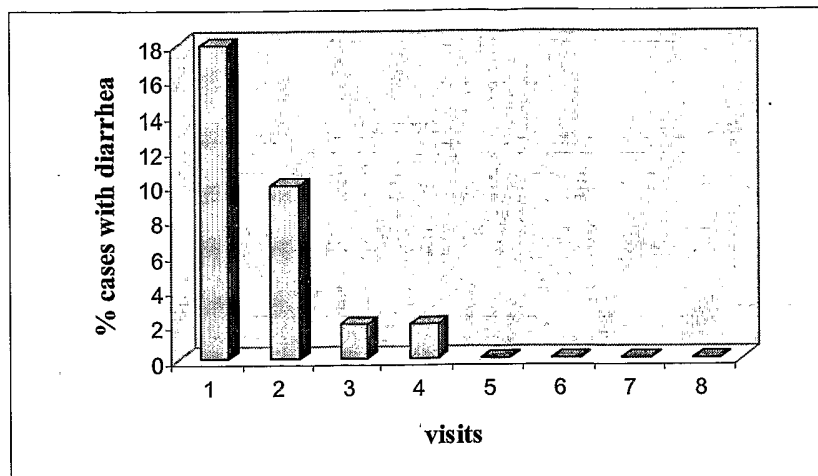
Figure 1: percentage of cases with fatigue / malaise after the treatment



10

Diarrhoea: 18 % of the total study cases had diarrhea at basal and after treatment from 5th week onwards all the patients had relief from diarrhea (Figure 2).

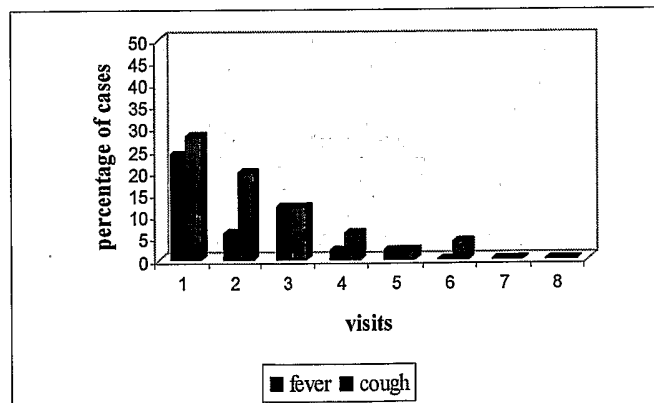
Figure 2 : Percentage of cases with diarrhea after the treatment



Fever: Fever was reported by 24 % of total study cases at basal and from 7th week onwards not a single patient had fever with significant fall started 4th week onwards.

Cough : 28 % of the total study cases had a symptom of cough at basal which had significant fall from 3rd week onwards and all improved 10th week onward (Figure 3).

Figure 3 : percentage of cases with fever / cough after therapy.

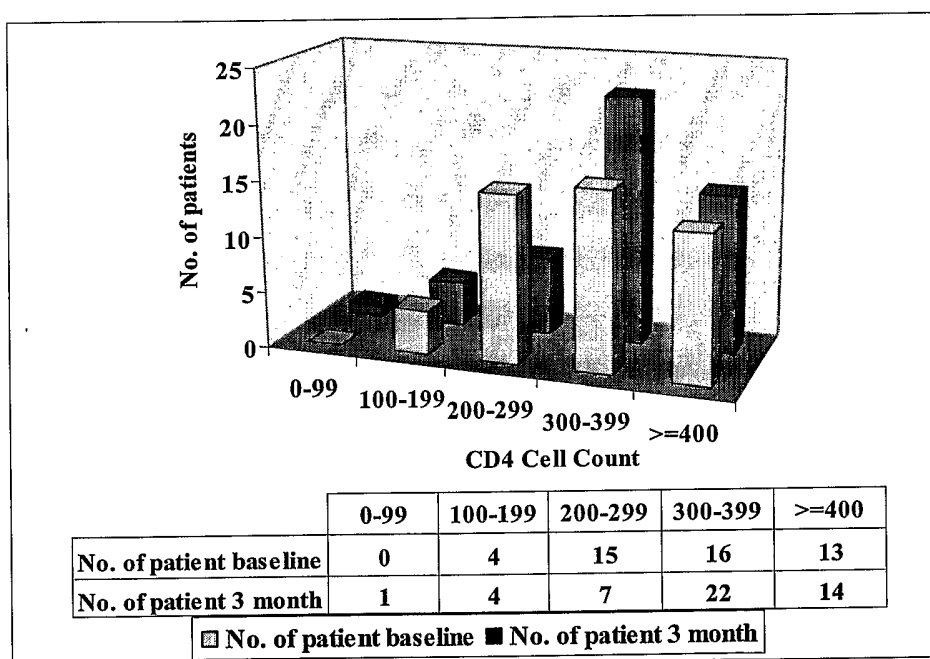


Skin rash and Herpes Zoster: 14 % and 12 % of total study cases had skin rash and herpes zoster at basal respectively and from 4th week onwards not a single patient had suffered from skin rash.

Similarly, nausea, vomiting and disturbed sleep were improved significantly during therapy with formulation of the present invention.

Absolute CD4 cell count and HIV viral load: CD4 cell count was available for 48 patients with pre and post treatment values. There was increase in CD4 count on the average by 51 (median CD4 cell counts from 312 to 363). This is of borderline statistical significance ($p = 0.06$). 30 out of 48 (62.5 %) patients showed rise in CD4 count and 18 patients (37.5 %) showed decrease in CD4 cell count. CD4 cell count range with number of patients at baseline and at the end of study is shown in figure 4.

Figure 4 : No. of patients at baseline and at end of treatment with CD4 cell count range.

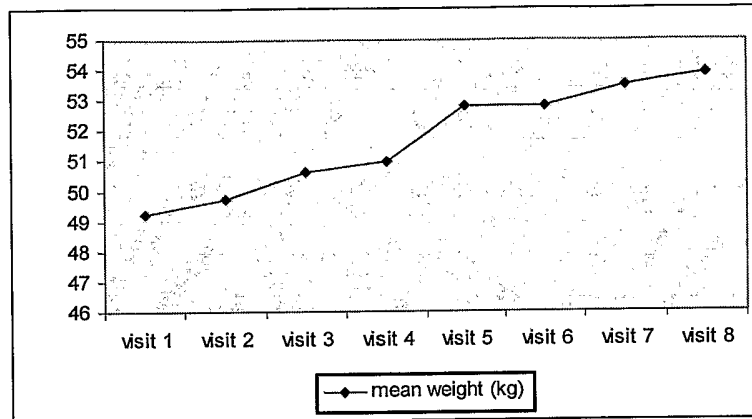


10 The mean HIV log viral load has statistically significantly dropped from 4.63 to 4.18 after 12 weeks of treatment ($p = 0.03$). Similar trend is also seen in the pre treatment and post treatment median viral loads (from 92458 vs. 25332, $p < 0.001$).

15 **B.** Another study was carried out with 51 HIV positive patients by the administration of the formulation comprising peptides of the present invention for twelve weeks. The results obtained are as follows:

Weight gain: Weight monitored on every visit showed significant gain in all 51 HIV patients with mean weight gain of 4.68 ± 1.9 kg after 12 weeks (Figure 5)

Figure 5: mean weight in kg during therapy

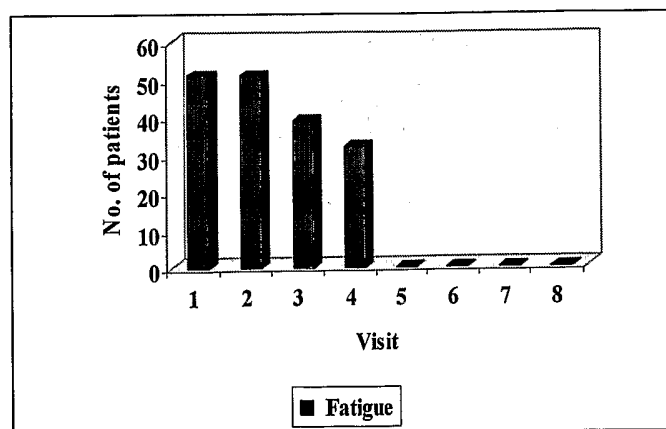


5

Clinical parameters: All the clinical symptoms had disappeared during the 12 weeks of treatment (most of them had disappeared within 3 weeks). These reductions are statistically significant ($p < 0.05$).

- 10 Fatigue / malaise: 100 % of the total study cases had symptoms of fatigue at basal. After treatment at the end of 2nd week proportion of symptoms of fatigue had a significant fall from basal. After 6th week onwards all patients had relief from fatigue (Figure 6).

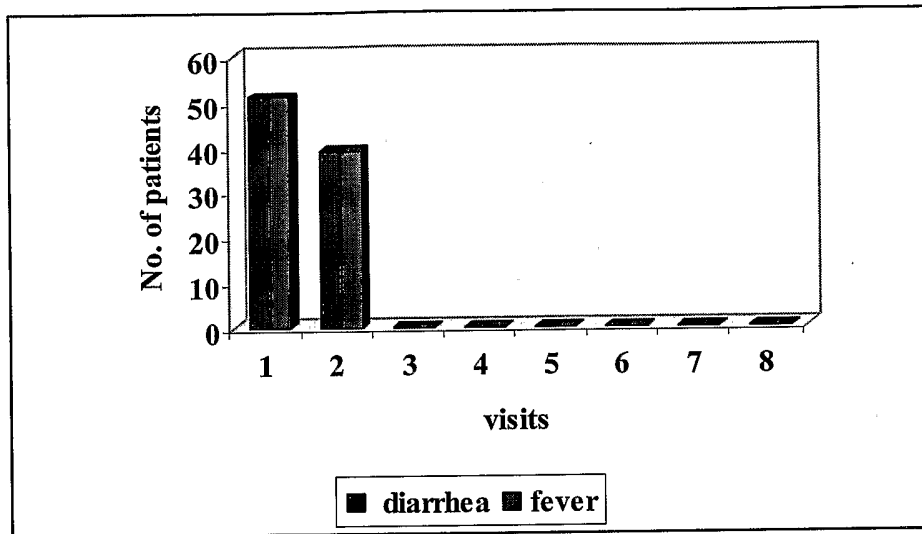
Figure 6 : No. of patients with fatigue / malaise after therapy



15

Fever and diarrhea: 100 % of the total study cases had fever and diarrhea at basal and after treatment from 3rd week onwards. All the patients had relief from diarrhea and fever (Figure 7).

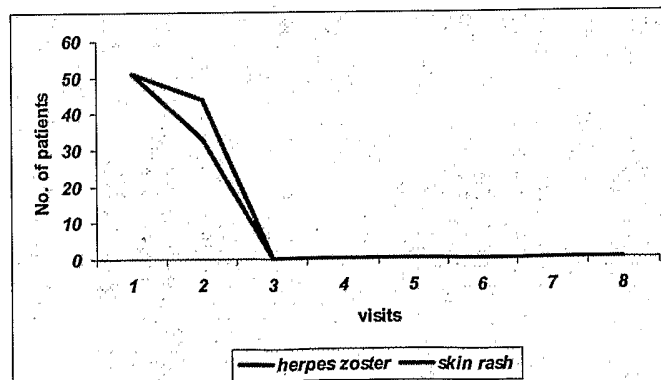
5 Figure 7 : No. of patients with fever / diarrhea with therapy.



Skin rash and Herpes Zoster : All the patients had HIV associated skin rash and herpes zoster at basal and became asymptomatic after 3rd week onwards with treatment.(Figure 8)

10

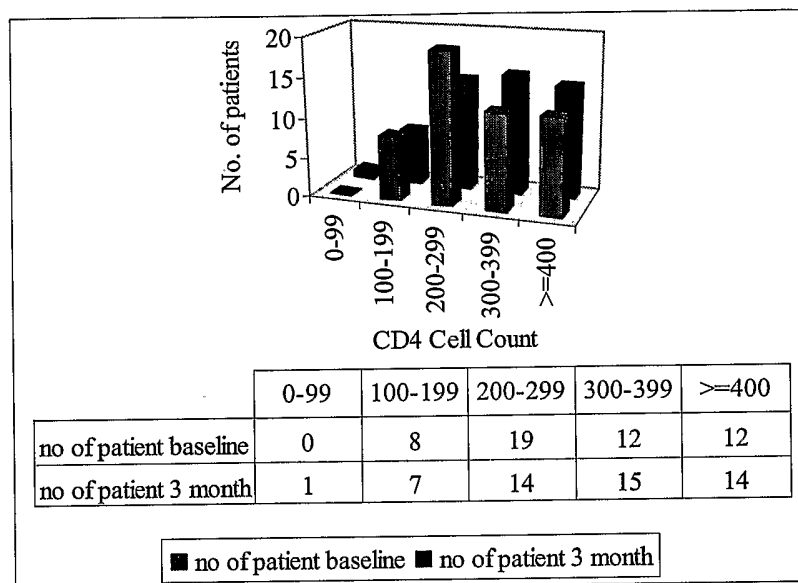
Figure 8 : No. of patients having HIV associated skin rash and herpes zoster after therapy



Similar improvement seen in nausea, vomiting, cough and disturbed sleep and all patients became asymptomatic from 3rd week onwards.

Absolute CD4 cell count: CD4 cell count was available for all 51 patients with pre and post treatment values. There was increase in CD4 count on the average by 27 (median CD4 cell counts from 276 to 305). This value is statistically significant ($p = 0.042$). CD4 cell count range with number of patients at baseline and at the end of study is shown in

5 figure 9 Figure 9 : No. of patients and CD4 cell count range



HIV viral load: After RADHA108 series 12-week treatment, at the end of study mean viral load showed a significant fall ($p < 0.001$) from the baseline.

10 Side effects: All patients tolerated the formulation of present invention well with no side effects.

C. The output of the statistical analyses of the study carried out on 50 HIV positive patients is as follows:

15

Sr. No.	Parameter	Before	After 12 Weeks	P-value
I. Physical (N=50)				
1.	Weight	50.48 (10.97)	55.21 (9.42)	<0.001
II. Clinical Symptoms (N=50)				

1.	Fatigue	44 (88%)	0 (0%)	<0.001
2.	Diarrhea	9 (18.0%)	0 (0%)	0.004
3.	Nausea	8 (16%)	0 (0%)	0.008
4.	Vomiting	7 (14%)	0 (0%)	0.02
5.	Fever	12 (24%)	0 (0%)	<0.001
6.	Cough	14 (28%)	0 (0%)	<0.001
7.	TB	6 (12%)	0 (0%)	0.03
8.	Disturbed Sleep	13 (26%)	0 (0%)	<0.001
9.	Rash On Skin	7 (14%)	0 (0%)	0.02
10.	Herpes Zoster	6 (12%)	0 (0%)	0.03
III. Virological				
1.	Log of HIV-I, RNA n=34	5.11 (0.090) 206057	4.103(1.32) 25280	<0.001 <0.001
	Median HIV-I RNA	62884 508038	1665 87511	
	25 th Percentile			
	75 th Percentile			
IV. Immunological				
1.	CD4 count (N=48)	312.5 275.5	363.5 294.2	0.06
	Median	430	435	
	25 th Percentile			
	75 th Percentile			

These results show that formulation containing nano-peptide of the present invention are effective and safe drug in increasing weight and general well being of patients, with decrease in viral load and increase in CD4 cell count. Thus, peptides of the present invention as active pharmaceutical ingredients hold good promise for the treatment of HIV patients across all age groups.

The Radha 108 series peptides of the present invention are active in the treatment of various diseases and conditions as explicated above.

CLAIMS

1. A formulation comprising peptides isolated from mammalian colostrum having sequences as recited in SEQ ID 1-8 wherein the peptides function to modulate cell immunity and provide attachment inhibition for foreign antigen / viruses on cell surface receptors.
5
2. The formulation as claimed in claim 1 wherein SEQ ID 1 represents a peptide sequence having a sequence as ELVPGVPRGTQL.
3. The formulation as claimed in claim 1 wherein SEQ ID 2 represents a peptide sequence having a sequence as VAIIQHMIKKLR.
- 10 4. The formulation as claimed in claim 1 wherein SEQ ID 3 represents a peptide sequence having a sequence as LPQEVLNENLLRF.
5. The formulation as claimed in claim 1 wherein SEQ ID 4 represents a peptide sequence having a sequence as RLNARMAELR.
- 15 6. The formulation as claimed in claim 1 wherein SEQ ID 5 represents a peptide sequence having a sequence as SSLQVLNMSHN.
7. The formulation as claimed in claim 1 wherein SEQ ID 6 represents a peptide sequence having a sequence as EYQELMNVK.
8. The formulation as claimed in claim 1 wherein SEQ ID 7 represents a peptide sequence having a sequence as VDTLNDEINFLR.
- 20 9. The formulation as claimed in claim 1 wherein SEQ ID 8 represents a peptide sequence having a sequence as DGIVNENLAER.
10. The formulation as claimed in claim 1 wherein the formulation comprises between 0.1% to 1% by volume of the peptide sequences recited in SEQ ID 1-8.
11. The formulation as claimed in claim 1 wherein the wherein the mammalian colostrum is bovine colostrum.
25
12. The formulation as claimed in claim 1 wherein it helps in increasing the level of CD4 cells for use in treatment of immune related disease.
13. The formulation as claimed in claim 1 wherein it helps in weight gain of the patient.

14. The formulation as claimed in claim 1 wherein it helps in reducing clinical symptoms of diarrhea, nausea, vomiting, cough and skin rashes.
15. The formulation as claimed in claim 1 wherein it helps in reduction of viral load in the body.
- 5 16. The formulation as claimed in claim 1 further comprising peptides isolated from mammalian colostrum and having a molecular weight less than 10000kDa.
17. The formulation as claimed in claim 1 further comprising pharmaceutically acceptable carriers.
18. The formulation as claimed in claim 1 wherein it is applied topically, as a skin
10 dermal patch, as a skin spray or as a nasal or intravenous solution.
19. The formulation as claimed in claim 1 wherein it helps in curing 108 diseases including allergies, alzheimers, Benign Prostatic Hyperplasia, Cancer, Hypertension, Lupus, Thrush, Autism, Perthes disease, Prementural syndrome and Endometriosis, Prion disease, Psoriasis, Sjogren's Syndrome, Spinal Muscular
15 Atrophy, Thrombocytopenia, burns, infection insect bites, diaper rash, herpetic lesions, perther disease, Pharangitis, Porphyria, Raynaud's phenomenon, Sarcoidosis, Celiac disease, Chronic Pancytopenia, Crohn's disease, Diabetes type II, Fibromyalgia Rheumatica, Mononucleosis, Multiple Sclerosis, Reuhmatoid Arthritis, Osteo Arthritis, Spinal Muscular Atrophy, Brown Recluse Spider Bite,
20 Corneal Regeneration, diarrhea, Guillain Barre Syndrome, Hemolytic Anemia, Idiopathic Thrombocytopenia purpura, Myasthenia Gravis, lupus, tuberculosis, HIV, Hepatitis A&C, Rebies in Dogs, Acute Viral Infections, Dengue fever, Human Papiloma Virus, Parvo, Pharangitis, Rabies, SARS, Shingles, Viral Respiratory Infection, Plantar Warts, Colds and Flues, Lymphoma and Herpes Simplex I & II.
25 wound healing, bone density building and skin elasticity,insulin like growth factors,Anti aging etc.
20. The formulation as claimed in claim 1 wherein additional health benefits include Anabolic, Anti Aging, Anti fungal, Anti-inflammatory, Anti-microbial, Assimilation,Atheletic performance, body building, bone density, cytokine

- enhancement, digestion, epithelial growth factors, friendly flora enhancement, insulin like growth factors, immunity booster, immunoglobulin, interferon, interleukins, intestinal permeability, lactoferrin, MSM, Muscle toning, skin elasticity, stamina, transforming growth factors, wound healing and weight loss for obese.
- 5
21. A method for treatment of immune related disorders including autoimmune disorders the method comprising of administering a patient suffering from such disorders a therapeutically effective amount of formulation comprising peptides of SEQ ID 1-8.
- 10
22. The method as claimed in claim 12 wherein the peptides are synthetic peptides.
23. The method as claimed in claim 12 wherein the formulation comprises 0.3% of protein.
24. The method as claimed in claim 12 wherein the formulation is administered in an amount of 2ml to 5ml four times a day.
- 15
25. A method for treatment of Acquired Immune Deficiency Syndrome or AIDS the method comprising administering a patient suffering from AIDS a therapeutically effective amount of formulation comprising the peptides of SEQ ID 1-8.
26. The process for processing mammalian colostrum to isolate small amino acid sequences the process comprising the steps of
- 20
- a. separating fat, Cheese and colostrum whey;
 - b. passing the whey through a series of filter to remove suspended solids and reduce the microbial load;
 - c. passing the whey obtained from step (b) through ultrafiltration to obtain amino acid sequences having molecular weight of less than 10000 kDa;
- 25
- wherein ultrafiltration is done at low pressure and temperature to preserve the amino acid sequences.
27. The process as claimed in claim 17 wherein the ultrafiltration is carried out at a pressure less than 5 kg/cm².

28. The process as claimed in claim 17 wherein the ultrafiltration is carried out at a pressures in the range of 0.5 kg/cmsq to 4 kg/cmsq.

29. The process as claimed in claim 17 wherein the ultrafiltration is carried out at a pressure of 2.0 kg/cmsq.

5